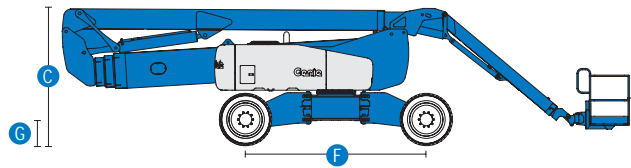
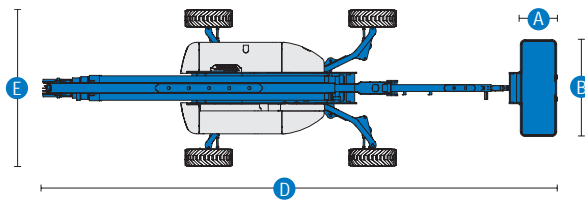


### Specifications



#### MODEL Z™-135/70

MEASUREMENTS	Metric	US
Working height maximum*	43.15 m	141 ft
Platform height maximum	41.15 m	135 ft
Horizontal reach maximum - riser extended	18.03 m	59 ft 2 in
Horizontal reach maximum - riser retracted	21.26 m	69 ft 9 in
Up-and-over clearance maximum - riser extended	23.01 m	75 ft 6 in
riser retracted	9.91 m	32 ft 6 in
Below ground reach	5.87 m	19 ft 3 in
<b>A</b> Platform length - 8 ft/6 ft model	91 cm / 76 cm	3 ft / 2 ft 6 in
<b>B</b> Platform width - 8 ft/6 ft model	2.44 m / 1.83 m	8 ft / 6 ft
<b>C</b> Height - stowed	3.07 m	10 ft 1 in
<b>D</b> Length - stowed	12.93 m	42 ft 5 in
<b>E</b> Width - axles extended	3.94 m	12 ft 11 in
Width - axles retracted	2.46 m	8 ft 1 in
<b>F</b> Wheelbase - axles extended	4.11 m	13 ft 6 in
Wheelbase - axles retracted	4.72 m	15 ft 6 in
<b>G</b> Ground clearance - centre	51 cm	1 ft 8 in

#### PRODUCTIVITY

Lift capacity	272 kg	600 lbs
Platform rotation	160°	160°
Vertical jib rotation	110°	110°
Turntable rotation	360° continuous	
Turntable tailswing - axles extended riser up	79 cm	2 ft 7 in
Turntable tailswing - riser down	4.27 m	14 ft
Drive speed - stowed	4.8 km/h	3.0 mph
Drive speed - raised	1.1 km/h	0.68 mph
Lift speed to full height	96 sec	96 sec
Gradeability**	45%	45%
Inside turning radius - axles extended	2.29 m	7 ft 6 in
Inside turning radius - axles retracted	5.51 m	18 ft 1 in
Outside turning radius - axles extended	5.64 m	18 ft 6 in
Outside turning radius - axles retracted	7.77 m	25 ft 6 in
Controls	12 V DC proportional	
Tyres (Foam filled)	445/65 D22.5 18 ply	

#### POWER

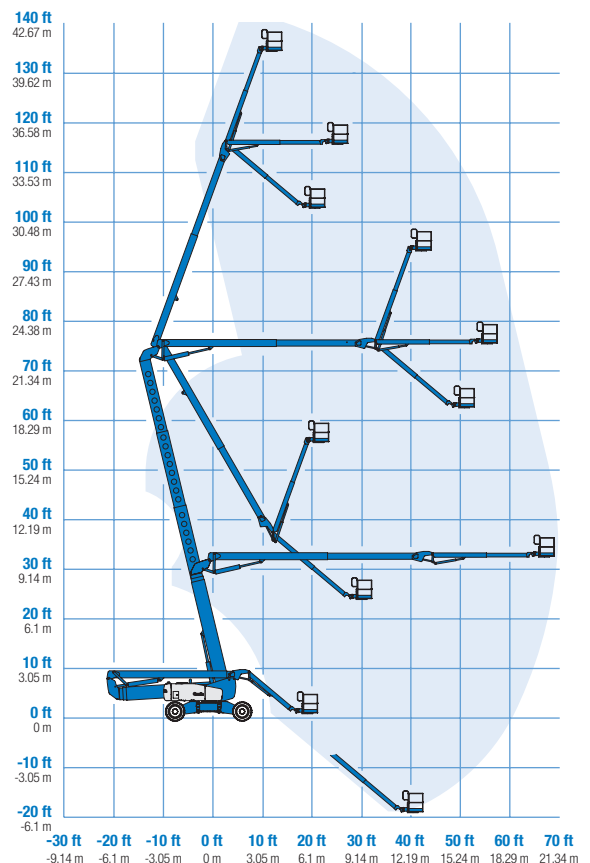
Power source	Deutz Diesel TD 2011 L04i 4-cylinder diesel, 75 hp (56 kW) Perkins 804-33T 4-cylinder turbo diesel, 83 hp (62 kW) Cummins B3.3T C80 4-cylinder turbo diesel, 80 hp (59.8 kW)	
Auxiliary power unit	12 V DC	12 V DC
Hydraulic tank capacity	246.1 L	65 gal
Fuel tank capacity	151.4 L	40 gal

#### WEIGHT\*\*\*

CE	20,366 kg	44,900 lbs
CE max	20,693 kg	45,620 lbs

#### STANDARDS COMPLIANCE CE EN280

#### RANGE OF MOTION Z™-135/70



\* The metric equivalent of working height adds 2 m to platform height. U.S. adds 6 ft to platform height.

\*\* Gradeability applies to driving on slopes. See Operator's Manual for details regarding slope ratings.

\*\*\* Weight will vary depending on options and/or country standards.

## Features

EASILY CONFIGURED TO MEET YOUR NEEDS

### PLATFORM OPTIONS

- Steel 2.44 m (8 ft) (standard)
- Steel 1.83 m (6 ft)
- 2.44 m (8 ft) tri-entry platform

### JIB

- 3.66 to 6.10 m (12 to 20 ft) Jib-Extend™

### POWER

- Deutz diesel 75 hp (56 kW)
- Perkins diesel 83 hp (62 kW)
- Cummin diesel 80 hp (59.8 kW)

### DRIVE/STEER

- 4 x 4 (standard)
- 4 - wheel steer (standard)

### TYRE

- Rough terrain, foam-filled (standard)

## STANDARD FEATURES

### MEASUREMENTS

- 43.15 m (141 ft) working height
- 21.26 m (69 ft 9 in) horizontal reach
- 23.01 m (75 ft 6 in) up-and-over clearance
- Up to 272 kg (600 lb) lift capacity

### PRODUCTIVITY

- X-Chassis™ extendable axles
- 3.66 to 6.10 m (12 to 20 ft) Jib-Extend™
- Self-levelling platform
- Hydraulic platform rotation
- Fully proportional Hall effect controls
- Thumb rocker steer
- On-board full diagnostics and engine monitoring display
- ALC 1000 electronic control system
- Hydraulic oil cooler
- Drive enable
- AC power cord to platform
- Horn
- Hour meter
- Tilt alarm
- Descent alarm
- 360° continuous turntable rotation
- Four wheel high angle steer
- Four steering modes: front, rear, crab and coordinated
- Four wheel brakes
- Full-time positive traction 4WD
- Adjustable foot switch timeout
- Two-speed wheel motors



## STANDARD FEATURES cont.

- Configurable controls to limit lift height to 27.74 m (91 ft)
- Engine status display
- Certified load sensor

### POWER

- All engines are emission compliant
- 12 V DC auxiliary power
- Engine protection package
- Deutz intake air heater
- Swing out engine tray

## OPTIONS & ACCESSORIES

### PRODUCTIVITY

- Platform swing gate
- Half mesh platform inserts with swing gate
- Platform top auxiliary rail
- Air line to platform
- Basic hostile environment kit
- Deluxe hostile environment kit
- Tool tray
- Fluorescent tube caddy
- Pipe cradle (pair)
- Flashing beacon and travel alarm
- Platform work lights
- Lockable platform control box covers
- Fire resistant hydraulic oil
- Biodegradable hydraulic oil
- Weld leads to platform

### POWER

- AC Generator Packages (110V/60Hz, 3000 W or 220V/50Hz, 2500 W)
- Cold weather packages
- Diesel scrubber muffler with spark arrestor muffler (Deutz and Perkins)
- Intake air precleaner

### Distributed By:

### UK

The Maltings  
Wharf Road  
Grantham NG31 6BH  
UK  
Tel: +44 (0)1476 584333  
Fax: +44 (0)1476 584334

### France

10, ZA de la Croix St. Mathieu  
28320 Gallardon  
France  
Tel: +33 (0)2 37 26 09 99  
Fax: +33 (0)2 37 26 09 98

### Germany

Finienweg 3  
28832 Achim/Bremen  
Germany  
Tel: +49 (0)4202 8852-0  
Fax: +49 (0)4202 8852-25

### Spain

Gaia 31, Pol. Ind. Plá d'en Coll  
08110 Montcada i Reixac  
Barcelona  
Spain  
Tel: +34 93 572 50 90  
Fax: +34 93 572 50 91

### Scandinavia

Aröds industriväg 34  
422 43 Hisings Backa  
Sweden  
Tel: +46 31 57 51 00  
Fax: +46 31 57 51 04

### Middle East

Terex Middle East  
PO Box 282325, Dubai  
U.A.E.  
Tel: +971 4 885 8030  
Fax: +971 4 885 6364  
Email: awp.infome@terex.com

### Genie United States

18340 NE 76th Street  
P.O. Box 97030  
Redmond, WA  
USA 98073-9730  
Tel: +1 425 881-1800  
Fax: +1 425 883-3475

**Email:** AWP-InfoEurope@terex.com