

Model 4017 RS TELEHANDLER



Performance

| | |
|---------------------------------------|----------------|
| Rated Capacity | 4000 kg |
| Maximum Lift Height | 17.1 m |
| Load at Max Height | 2500 kg |
| Load at max. reach (stabilisers down) | 500 kg |
| Frame Leveling | 10° |
| Lift Speed (boom retracted) | |
| Up | 18.0 sec |
| Down | 15.0 sec |
| Boom Speed (extended/retracted) | |
| Extended | 26 sec |
| Retracted | 22 sec |
| Top Travel Speed | 25.0 km/h |
| Max. crowd | 3.5 sec |
| Max. dump | 2.5 sec |
| Engine | 74.4kW 3 speed |
| Break out force | 75 kN |
| Outside Turning Radius (over tyres) | 3.85 m |
| Operating Weight | 11500 kg |

Standard Specifications

Engine

| | |
|-----------------------------|------------------|
| Make and Model | Deutz TCD 3.6 L4 |
| No. of Cylinders | 4 |
| Displacement | 3.6 L |
| Standard engine gross power | 74.4kW/100hp |
| Maximum torque at 1600 RPM | 420Nm |
| Fuel Tank Capacity | 150 L |

Transmission

- 3 speed forward and reverse (1st: 5 km/h, 2nd: 12 km/h, 3rd: 25 km/h)

Axles

- Trunnion mounted planetary steer axles
- Integral steer cylinder
- High bias limited slip differential on front axle

Brakes

- Service brakes inboard wet disc brakes on front and rear axle
- Service brakes servo assisted
- Hydraulic parking brake

Tyres

| | |
|------------|--|
| • Standard | Mitas 14.00-24 TG02 |
| • Optional | Goodyear 14.00-24 SGG Michelin 14.00-24 |

Cab

- EROPS and FOPS fully glazed all weather cab
- 2 way adjustable mechanical suspension seat

Steering 4-Wheel

- Power steering with steering wheel spinner
- Two wheel/four wheel/crab steer with push button select facility

Instruments

- Maintenance indicator
- Fuel gauge
- Hourmeter
- Engine oil pressure gauge
- Water temperature gauge
- Right-hand tilt and sway lever
- Boom lift and crowd on single joystick

Hydraulic System-Implement

| | |
|----------|-------|
| Capacity | 100 L |
|----------|-------|

- Pump type: Gear pump
- Maximum gear pump flow 100 L/min
- Auxiliary hydraulic flow - intermittent 100 L/min

Accessories & Options


- Air conditioning (optional)
- Stabilisers
- Road lights
- Load stability indicator (LSI)
- Brick guards (optional)
- Frame leveling
- Work lights (cab only)
- Rotating Beacon (optional)
- Rear retrieval hitch (optional)

Attachments

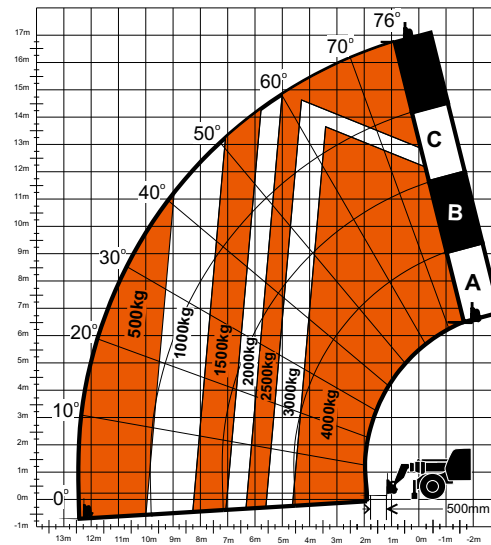
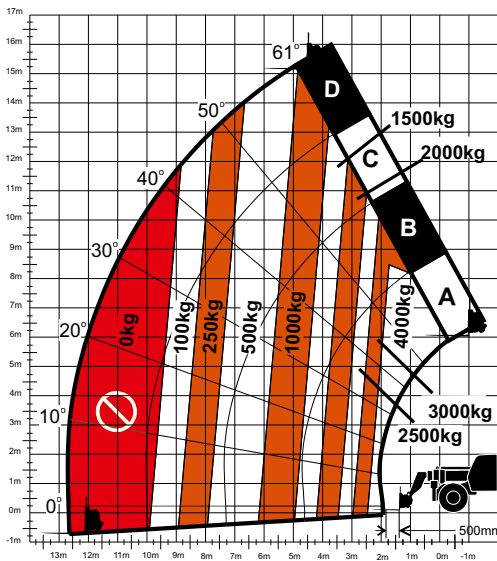
| | |
|--------------------------------|------------------------------|
| Standard: | |
| Standard carriage | 4000 kg |
| Standard coupler | Mechanical coupler |
| Pallet fork (4000 kg) | 1200 mm x 60 mm x 100 mm |
| Optional: | |
| Couplers | Manual couplers JCB, Manitou |
| Multi-Purpose Bucket With Grab | 2.4 m wide |
| 4-1 Bucket | 2.4 m, 1.0 m ³ |
| Light Material Bucket | 2.45 m, 1.8 m ³ |
| Lifting Hook | 4000 kg |
| Truss Boom | 3.4 m, 1000 kg |

Model 4017 RS TELEHANDLER

Dimensions



Load Chart and Dimensions



IMPORTANT

All dimensions are approximate. Rated lift capacities shown are with machine equipped with carriage and pallet forks. The machine must be level on a firm surface with undamaged, properly inflated tyres. Machine specifications and stability are based on rated lift capacities at specific boom angles and boom lengths. (If specifications are critical, the proposed application should be discussed with your dealer.) DO NOT exceed rated lift capacity loads, as unstable and dangerous machine conditions will result. DO NOT tip the machine forward to determine the allowable load.

Use only JLG approved attachments with proper material handler model/attachment load capacity charts displayed in the operator's cab.

Due to continuous product improvements, JLG Industries reserves the right to make specification and/or equipment changes without prior notification.



JLG Industries, Inc.

Polaris Avenue 63
2132 JH Hoofddorp
The Netherlands
Tel: +31 (0)23 565 5665
Fax: +31 (0)23 557 3750
www.jlgeurope.com

An Oshkosh Corporation Company