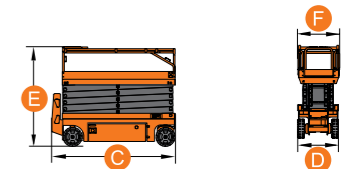
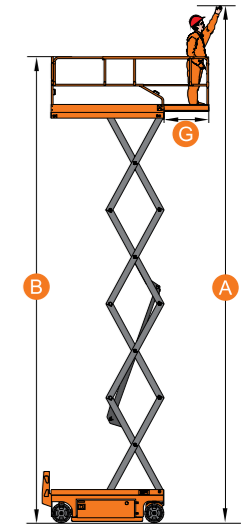


## Self-Propelled Scissor Lifts (Electric Motor Drive)













### Standard Equipment

- Proportional Controls
- Self-lock Gate On Platform
- Automatic Pothole Protection
- Drivable At Full Height
- Onboard Diagnostic System
- Non Marking Tyre
- Automatic Brake System
- Emergency Lowering System
- Emergency Stop Button
- Cylinder Holding Valve
- Extended Platform
- Horn
- Forklift Pockets
- Charger Protection
- All Motion Alarm
- 2WD
- Safety Brackets
- Hour Meter
- Flashing Beacon
- Tilt Sensor With Alarm
- Folding Guardrails



### Dingli

	JCPT0808DC	JCPT1012DC	JCPT1212DC
 S.W.L <sub>(CE)</sub>	380kg	450kg	320kg
 S.W.L On Extension	113kg	113kg	113kg
 Max. Occupants	2	2	2
 <b>A</b> Working Height	8.00m	10.00m	12.00m
 <b>B</b> Platform Floor Height	6.00m	8.00m	10.00m
 <b>C</b> Overall Length	2.48m	2.48m	2.48m
 <b>D</b> Overall Width	0.81m	1.15m	1.15m
 Overall Height (Rails Up)	2.20m	2.32m	2.45m
 <b>E</b> Overall Height (Rails Down)	1.87m	1.78m	1.91m
 Platform Size <sub>(Length/Width)</sub> <b>F</b>	2.27m×0.81m	2.27m×1.12m	2.27m×1.12m
 <b>G</b> Platform Extension Size	0.90m	0.90m	0.90m
 Ground Clearance <sub>(Stowed/Raised)</sub>	0.10m/0.019m	0.10m/0.019m	0.10m/0.019m
 Wheelbase	1.87m	1.87m	1.87m
 Turning Radius <sub>(Inside/Outside)</sub>	0m/2.10m	0m/2.20m	0m/2.20m
 Drive Motor	24V/1.5kW	24V/1.5kW	24V/1.5kW
 Lifting Motor	24V/3.3kW	24V/3.3kW	24V/4.5kW
 Travel Speed <sub>(Stowed)</sub>	4.0km/h	4.0km/h	4.0km/h
 Travel Speed <sub>(Raised)</sub>	0.8km/h	0.8km/h	0.8km/h
 Up/Down Speed	31/67sec	36/33sec	54/42sec
 Batteries	4×6V/225Ah	4×6V/225Ah	4×6V/240Ah
 Integrated Charger	24V/25A	24V/25A	24V/25A
 Gradeability	25%	25%	25%
 Maximum Working Slope <sub>(CE)</sub>	1.5°/3°	1.5°/3°	1.5°/3°
 Maximum Working Slope <sub>(ANSI)</sub>	2°/3°	2°/3°	2°/3°
 Tyres	Φ381×127mm	Φ381×127mm	Φ381×127mm
 Weight <sub>(CE)</sub>	2125kg	2655kg	2965kg
 Weight <sub>(ANSI)</sub>	2025kg	2255kg	2530kg



Platform Extension Footlock



Compact Turning Radius



Folding Guardrails



Gradeability



Extended Platform



Flashing Beacon



Swing Out Tray



Safety Bracket