

Self-Propelled Scissor Lifts (Electric Motor Drive)



Standard Equipment

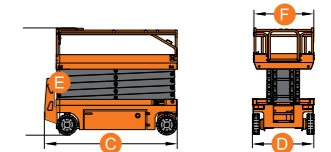
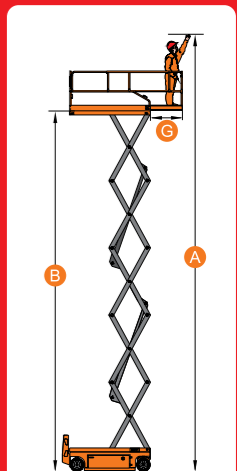
- Proportional Controls
- Self-lock Gate On Platform
- Automatic Pothole Protection
- Drivable At Full Height
- Onboard Diagnostic System
- Non Marking Tyre
- Automatic Brake System
- Emergency Lowering System
- Emergency Stop Button
- Cylinder Holding Valve
- Extended Platform
- Horn
- Forklift Pockets
- Charger Protection
- All Motion Alarm
- 2WD
- Safety Brackets
- Hour Meter
- Flashing Beacon
- Tilt Sensor With Alarm
- Folding Guardrails

Dingli

JCPT1412DC

JCPT1614DC

	S.W.L _(CE)	320kg	/
	S.W.L _(ANSI)	250kg	227kg
	S.W.L On Extension	113kg	113kg
	Max. Occupants	3	2
	A Working Height	13.80m	15.70m
	B Platform Floor Height	11.80m	13.70m
	C Overall Length	2.48m	2.84m
	D Overall Width	1.19m	1.39m
	Overall Height (Rails Up)	2.59m	2.59m
	E Overall Height (Rails Down)	2.05m	2.05m
	Platform Size _(Length/Width) F	2.27m×1.12m	2.64m×1.12m
	G Platform Extension Size	0.90m	0.90m
	Ground Clearance _(Stowed/Raised)	1.87m	0.10m/0.019m
	Wheelbase	0.10m/0.019m	2.22m
	Turning Radius _(Inside/Outside)	0m/2.20m	0m/2.70m
	Drive Motor	24V/1.5kW	24V/1.5kW
	Lifting Motor	24V/4.5kW	24V/4.5kW
	Travel Speed _(Stowed)	4.0km/h	4.0km/h
	Travel Speed _(Raised)	0.8km/h	0.8km/h
	Up/Down Speed	84/38sec	88/60sec
	Batteries	4×12V/300Ah	4×12V/300Ah
	Integrated Charger	24V/25A	24V/25A
	Gradeability	25%	25%
	Maximum Working Slope _(CE)	1.5°/3°	/
	Maximum Working Slope _(ANSI)	2°/3	2°/3°
	Tyres	Φ381×127mm	Φ381×127mm
	Weight _(CE)	2880kg	/
	Weight _(ANSI)	3100kg	3320kg



Folding Guardrails



Safety Bracket



Compact Turning Radius



Gradeability




Swing Out Tray



Emergency Lowering System



Extended Platform



Flashing Beacon