
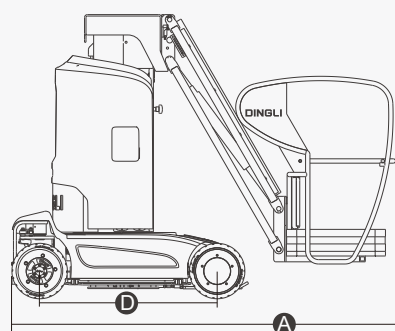
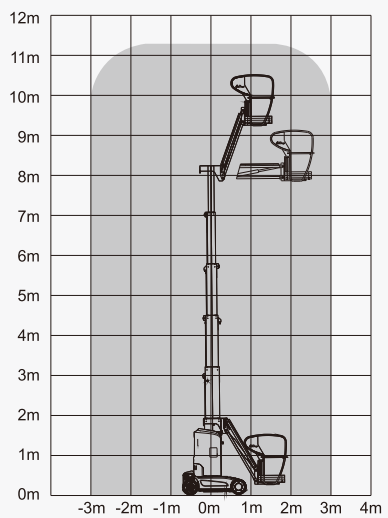


Dingli Vertical Lifts Product Manuals

 Electric



DINGLI®
Exceed · New Height



Self-propelled Mast Lifts

PARAMETER

Model	AMWP 11.5-8100
S.W.L	200kg
Max. Occupants	2
Max. Working Height	11.20m
Max. Platform Height	9.20m
Max. Horizontal Reach	3.00m
Up and Over Height	7.89m
Overall Length A	2.53m
Overall Width B	1.00m
Overall Height C	1.99m
Platform Size(Length/Width)	0.62m×0.87m
Ground Clearance(Stowed)	0.07m
Ground Clearance(Raised)	0.019m
Wheelbase D	1.22m
Turning Radius(Inside/Outside)	0.23/1.65m
Turret Rotation	345°
Jib Movement	+70°/-60°
Drive Motor	24V/1.5kW
Lifting Motor	24V/3kW
Travel Speed(Stowed)	4.5km/h
Travel Speed(Raised)	0.5km/h
Up/Down Speed	70/50sec
Batteries	24V/240Ah
Integrated Charger	24V/30A
Gradeability	25%
Max. Working Slope	2.5°
Tyres	Φ381×127mm
Weight	2950kg

Standard Equipment

Proportional Controls
 Automatic Pothole Protection
 Self-lock Gate On Platform
 Drivable At Full Height
 Charger Protection
 Non Marking Tyre
 2WD
 Automatic Brake System
 Emergency Lowering System
 Flashing Beacon
 Emergency Stop Button
 Cylinder Holding Valve
 Onboard Diagnostic System
 Tilt Sensor With Alarm

345°Turret Rotation
 All Motion Alarm
 Horn
 Hour Meter
 Swing Out Components Cover
 Platform Horizontal Outreach
 Overload Sensor With Alarm

Options

Platform Work Lights
 AC Power To Platform
 Antiextrusion Device
 Anticollision Device
 Foot Switch
 External Guardrail System

